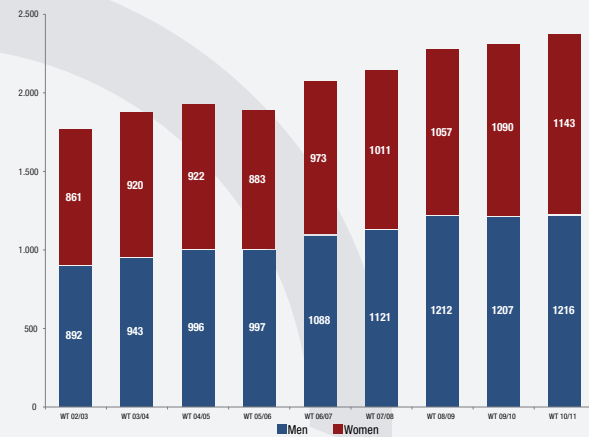


STUDENTS WT 2010/2011

| Category of Students | Women | Men | Total |
|---|-------------|-------------|-------------|
| Degree students | 749 | 826 | 1575 |
| Non-degree students | 206 | 129 | 335 |
| Students concurrently enrolled in interuniversity degree programmes | 169 | 229 | 398 |
| Other students concurrently enrolled | 19 | 32 | 51 |
| Total | 1143 | 1216 | 2359 |

| Category of Students | Domestic | International | Total |
|---|-------------|---------------|-------------|
| Degree students | 715 | 860 | 1575 |
| Non-degree students | 234 | 101 | 335 |
| Students concurrently enrolled in interuniversity degree programmes | 329 | 69 | 398 |
| Other students concurrently enrolled | 39 | 12 | 51 |
| Total | 1317 | 1042 | 2359 |

DEVELOPMENT IN THE NUMBER OF STUDENTS SINCE 2002



IMPRINT

Editor:
Rectorate of the University of Music and Performing Arts Graz

Editorial Department:
Quality Assurance and Reporting
Phone: +43/316/389-1204
Fax: +43/316/389-1201
E-mail: eqb@kug.ac.at

Design:
Lydia Batiza

More Information:
<http://www.kug.ac.at/en/about-the-university.html>
Reports, Figures, Facts



University of Music and Performing Arts
Leonhardstrasse 15, 8010 Graz, Austria
Phone: +43/316/389-0
Fax: +43/316/389-1101
E-mail: info@kug.ac.at
<http://www.kug.ac.at>

Students & Graduates
Fields of Studies
Staff
Budget
Development and Exploration of the Arts & Research
Events



FACTS & FIGURES 2010/2011

FIELDS OF STUDIES

| |
|--|
| Stage Design |
| Dramatic Arts / Performing Arts |
| Conducting |
| Doctoral Study Programme artistic (Dr.artium) and scientific (PhD) |
| Electrical Engineering and Audio Engineering (in cooperation with the TU Graz) |
| Voice |
| Music Education / Voice and Instruments (IGP) |
| Instrumental Studies |
| Jazz |
| Catholic and Protestant Church Music |
| Composition and Music Theory |
| Teacher Training Study Programme (Music Education / Music Education Instruments) |
| Musicology (in cooperation with the University of Graz) |

NUMBER OF DEGREE PROGRAMMES (31 December 2010)

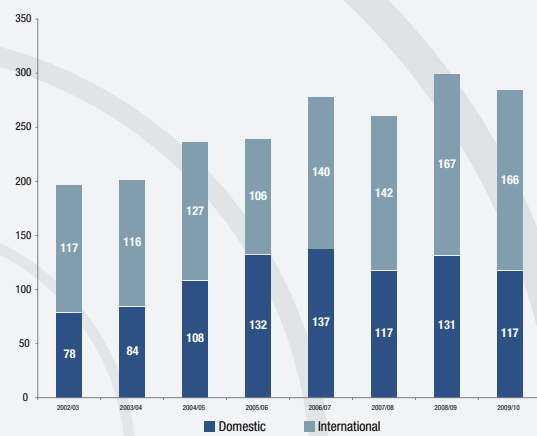
| | |
|-----------------------|----|
| Bachelor's Programmes | 69 |
| Master's Programmes | 77 |
| Diploma Programmes | 3 |
| Doctoral Programmes | 2 |
| Non-degree Programmes | 83 |

PERFORMANCE STATISTICS

| | ST 10 | WT 10/11 |
|----------------------------|-------|----------|
| Bachelor's Theses | 97 | 59 |
| Master's Theses | 40 | 26 |
| Diploma Theses | 18 | 8 |
| Doctoral Theses | 8 | 3 |
| Passed Course Examinations | 9586 | 9119 |

GRADUATES PER ACADEMIC YEAR

| Academic Year | Domestic | International | Total |
|------------------------|----------|---------------|-------|
| 2002/03 | 78 | 117 | 195 |
| 2003/04 | 84 | 116 | 200 |
| 2004/05 | 108 | 127 | 235 |
| 2005/06 | 132 | 106 | 238 |
| 2006/07 | 137 | 140 | 277 |
| 2007/08 | 117 | 142 | 259 |
| 2008/09 | 131 | 167 | 298 |
| 2009/10* | 117 | 166 | 283 |
| *Bachelor's Programmes | 71 | 83 | 154 |
| *Master's Programmes | 23 | 63 | 86 |
| *Diploma Programmes | 15 | 15 | 30 |
| *Doctoral Programmes | 8 | 5 | 13 |

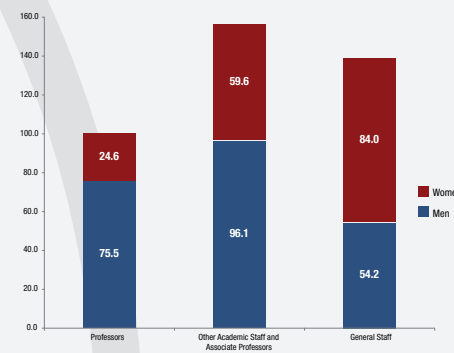


STAFF (31 December 2010)

| Staff - Full-Time Equivalents | Women | Men | Total |
|--|--------------|--------------|--------------|
| Total academic staff | 84.2 | 171.6 | 255.8 |
| of whom are professors | 24.6 | 75.5 | 100.1 |
| of whom are assistants and other academic staff | 59.6 | 96.1 | 155.7 |
| of whom are associate professors | 0.1 | 10.5 | 10.6 |
| of whom are staff members funded by contractual R&D projects | 2.0 | 4.4 | 6.4 |
| Total general staff | 84.0 | 54.2 | 138.2 |
| Total | 168.2 | 225.8 | 394.0 |

| Staff - Persons (excl. unpaid leaves) | Women | Men | Total |
|--|------------|------------|------------|
| Total academic staff | 152 | 272 | 424 |
| of whom are professors | 26 | 79 | 105 |
| of whom are assistants and other academic staff | 126 | 193 | 319 |
| of whom are associate professors | 1 | 11 | 12 |
| of whom are staff members funded by contractual R&D projects | 2 | 5 | 7 |
| Total general staff | 98 | 60 | 158 |
| Total | 250 | 330 | 580 |

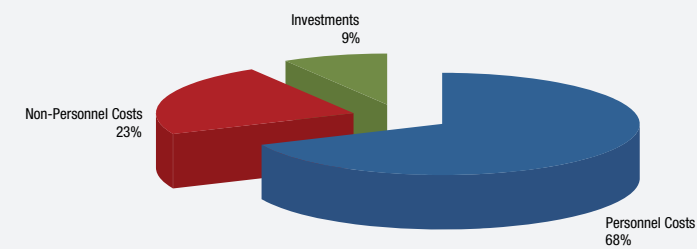
STAFF IN FULL-TIME EQUIVALENTS



BUDGET

| Final Balance 2010 | | Final Balance 2009 | |
|------------------------------------|-----------------|------------------------------------|-----------------|
| Total | € 34,022,386.73 | Total | € 29,277,270.18 |
| Equity | € 7,518,832.18 | Equity | € 4,655,907.87 |
| Assets of the university | € 844,418.01 | Assets of the university | € 844,418.01 |
| Reserves | € 6,550,000.00 | Reserves | € 3,700,000.00 |
| Retained earnings | € 124,414.17 | Retained earnings | € 111,489.86 |
| Allocation of annual budget | | Allocation of annual budget | |
| Allocation global budget 2010 | € 41,023,000.00 | Allocation global budget 2009 | € 35,762,000.00 |
| Tuition fees | | Tuition fees | |
| Calendar Year 2010 | € 1,193,983.84 | Calendar Year 2009 | € 1,195,579.50 |

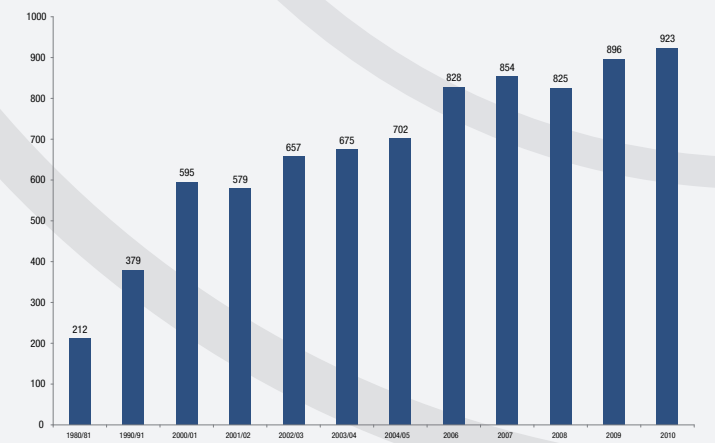
DISTRIBUTION OF BUDGET 2010



DEVELOPMENT AND EXPLORATION OF THE ARTS & RESEARCH

| Categories of activities in arts and research 2010 | |
|--|------|
| Artistic/artistic-scientific activities | 3122 |
| Artistic and scientific publications | 218 |
| Scientific lectures and presentations | 240 |
| Prizes & Awards | 14 |
| Students' successes (prizes, engagements, etc.) | 292 |

EVENTS PER YEAR



Graph in the Number of Events per Academic Year; per Calendar Year from 2006 on