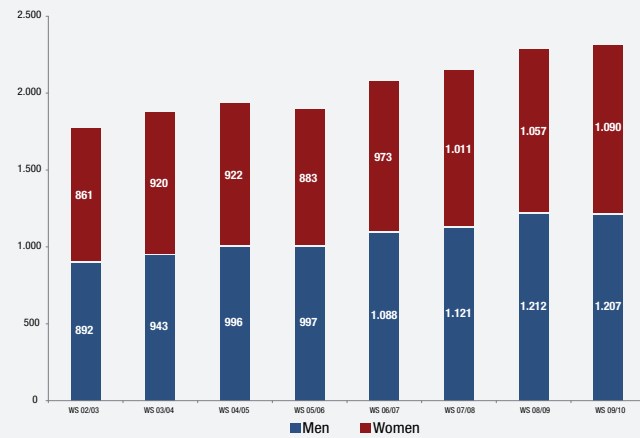


## STUDENTS WT 2009/2010

Category of Students	Women	Men	Total
Degree students	725	817	1542
Non-degree students	194	141	335
Students concurrently enrolled in interuniversity degree programmes	148	224	372
Other students concurrently enrolled	23	25	48
<b>Total</b>	<b>1090</b>	<b>1207</b>	<b>2297</b>

Category of Students	Domestic	International	Total
Degree students	702	840	1542
Non-degree students	251	84	335
Students concurrently enrolled in interuniversity degree programmes	312	60	372
Other students concurrently enrolled	39	9	48
<b>Total</b>	<b>1304</b>	<b>993</b>	<b>2297</b>

## DEVELOPMENT IN THE NUMBER OF STUDENTS SINCE 2002



## IMPRINT

**Editor:**  
Rectorate of the University of Music and Performing Arts Graz

**Editorial Department:**  
Quality Assurance and Reporting  
Phone: +43/316/389-1204  
Fax: +43/316/389-1201  
E-mail: eqb@kug.ac.at

**Layout:**  
Lydia Batiza

**More Information:**  
<http://www.kug.ac.at/en/about-the-university.html>  
Reports, Figures, Facts



University of Music and Performing Arts  
Leonhardstrasse 15, 8010 Graz, Austria  
Phone: +43/316/389-0  
Fax: +43/316/389-1101  
E-mail: info@kug.ac.at  
<http://www.kug.ac.at>

Students & Graduates  
Fields of Studies  
Staff  
Budget  
Development and Exploration of the Arts & Research  
Events



# FACTS&FIGURES 2009/2010

## FIELDS OF STUDIES

Stage Design
Dramatic Arts / Performing Arts
Conducting
Voice
Music Education / Voice and Instruments (IGP)
Instrumental Studies
Jazz
Catholic and Protestant Church Music
Composition and Music Theory
Teacher Training Study Programme (Music Education / Music Education Instruments)
Doctoral Study Programme scientific (PhD) and artistic (Dr.artium)
Electrical Engineering and Audio Engineering (in cooperation with the TU Graz)
Musicology (in cooperation with the University of Graz)

## NUMBER OF DEGREE PROGRAMMES

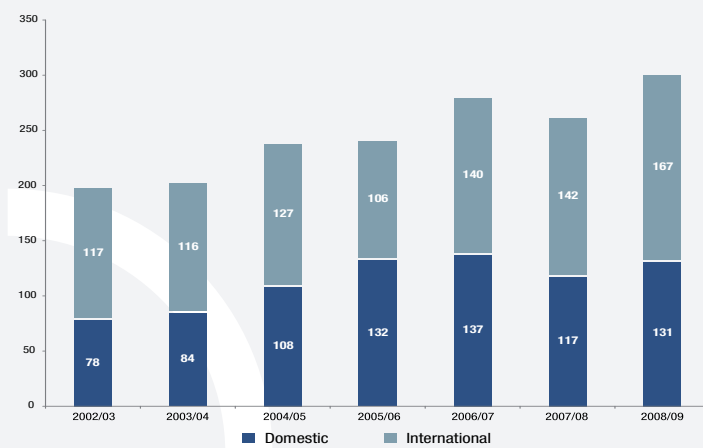
Bachelor's Programmes	70
Master's Programmes	77
Diploma Programmes	3
Doctoral Programmes	2
Non-degree Programmes	81

## PERFORMANCE STATISTICS

	ST 09	WT 09/10
Bachelor's Theses	135	71
Master's Theses	50	33
Diploma Theses	19	18
Doctoral Theses	7	3
Passed Course Examinations	9095	9417

## GRADUATES PER ACADEMIC YEAR

Academic Year	Domestic	International	Total
2002/03	78	117	195
2003/04	84	116	200
2004/05	108	127	235
2005/06	132	106	238
2006/07	137	140	277
2007/08	117	142	259
2008/09*	131	167	298
*Bachelor's Programmes	72	101	173
*Master's Programmes	27	58	85
*Diploma Programmes	26	7	33
*Doctoral Programmes	6	1	7

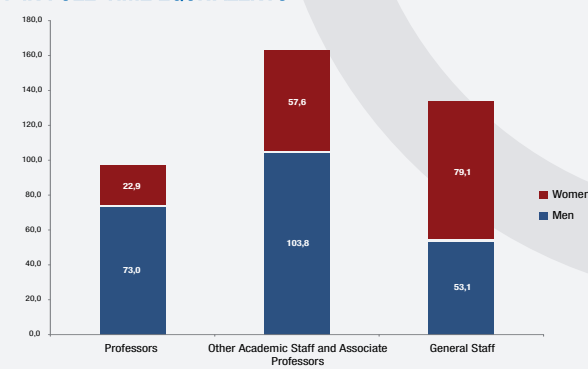


## STAFF (31 December 2009)

Staff - Full-Time Equivalents	Women	Men	Total
Total academic staff	80.5	176.8	257.3
of whom are professors	22.9	73.0	95.9
of whom are assistants and other academic staff	57.6	103.8	161.4
of whom are associate professors	1.0	12.2	13.2
of whom are staff members funded by contractual R&D projects	0.8	3.8	4.6
Total general staff	79.1	53.1	132.2
<b>Total</b>	<b>159.6</b>	<b>229.9</b>	<b>389.5</b>

Staff - Persons (excl. unpaid leaves)	Women	Men	Total
Total academic staff	146	270	416
of whom are professors	24	76	100
of whom are assistants and other academic staff	122	194	316
of whom are associate professors	1	13	14
of whom are staff members funded by contractual R&D projects	1	4	5
Total general staff	93	59	152
<b>Total</b>	<b>239</b>	<b>329</b>	<b>568</b>

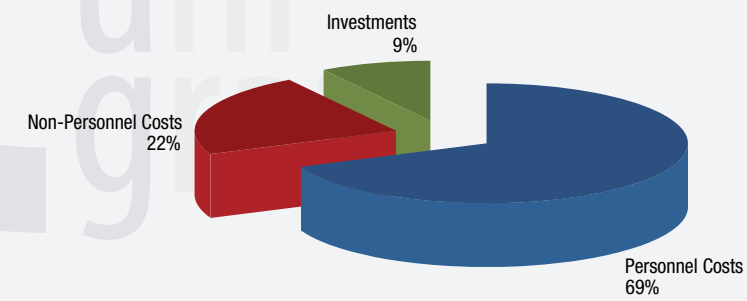
## STAFF IN FULL-TIME EQUIVALENTS



## BUDGET

Final Balance 2009		Final Balance 2008	
Total	€ 29,277,270.18	Total	€ 22,579,230.10
Equity	€ 4,655,907.87	Equity	€ 1,356,678.13
Assets of the university	€ 844,418.01	Assets of the university	€ 844,418.01
Reserves	€ 3,700,000.00	Reserves	€ 510,000.00
Retained earnings	€ 111,489.86	Retained earnings	€ 2,260.12
<b>Allocation of annual budget</b>		<b>Allocation of annual budget</b>	
Allocation global budget 2009	€ 35,762,000.00	Allocation global budget 2008	€ 35,297,000.00
<b>Tuition fees</b>		<b>Tuition fees</b>	
Calendar Year 2009	€ 1,195,579.50	Calendar Year 2008	€ 929,082.35

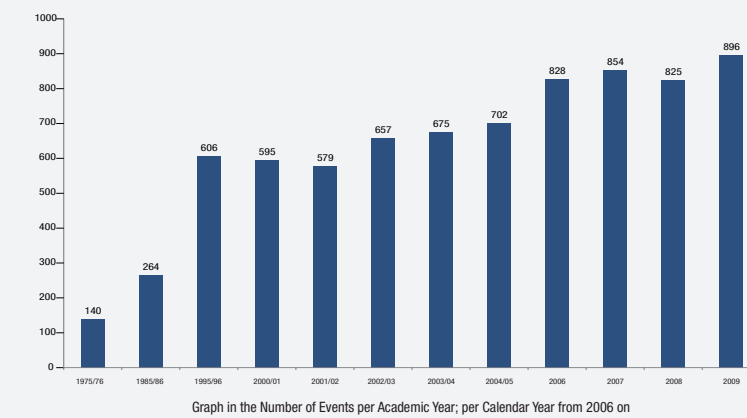
## DISTRIBUTION OF BUDGET 2009



## DEVELOPMENT AND EXPLORATION OF THE ARTS & RESEARCH

Activities in arts and research 2009	
Artistic activities	3576
Artistic publications (audio media, video media, data media, etc.)	375
Scientific publications	205
Scientific lectures	166
Prizes & Awards	17
Students successes (prizes, engagements, etc.)	122

## EVENTS PER YEAR



Graph in the Number of Events per Academic Year, per Calendar Year from 2006 on