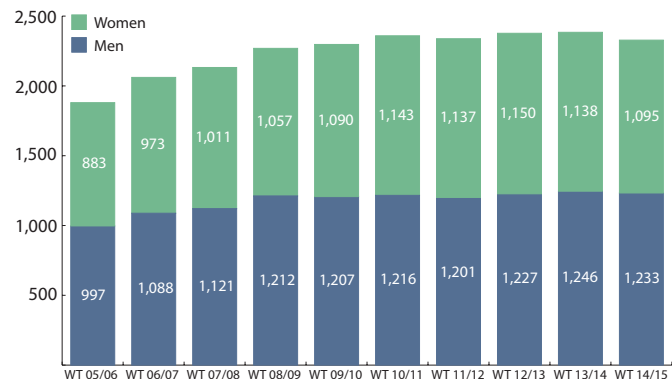


## Students WT 2014/2015

Category of Students	Women	Men	Total
Degree students	747	859	1,606
Non-degree students	155	107	262
Students concurrently enrolled in interuniversity degree programmes	136	233	369
Other students concurrently enrolled	57	34	91
<b>Total</b>	<b>1,095</b>	<b>1,233</b>	<b>2,328</b>

Category of Students	Domestic	Inter-national	Total
Degree students	645	961	1,606
Non-degree students	187	75	262
Students concurrently enrolled in interuniversity degree programmes	297	72	369
Other students concurrently enrolled	65	26	91
<b>Total</b>	<b>1,194</b>	<b>1,134</b>	<b>2,328</b>

## Development in the Number of Students since 2005



## IMPRINT

© 2016 Graz

### EDITOR

Rectorate of the University of Music and Performing Arts Graz

### EDITORIAL DEPARTMENT

Quality Assurance and Reporting  
+43 (0) 316/389-1200  
qmb@kug.ac.at

### LAYOUT

Sabine Schnepfleitner

### FURTHER INFORMATION

[www.kug.ac.at/en/about-the-university/about-the-university/reports-figures-facts](http://www.kug.ac.at/en/about-the-university/about-the-university/reports-figures-facts)

University of Music and Performing Arts Graz

Leonhardstraße 15, 8010 Graz, Austria

+43 (0) 316/389-0

info@kug.ac.at

[www.kug.ac.at](http://www.kug.ac.at)



# FACTS & FIGURES 2014 /2015

Students & Graduates | Fields of Study | Staff | Budget |  
Development and Exploration of the Arts & Research | Events

## Fields of Study

Catholic and Protestant Church Music
Chamber music
Composition and Music Theory
Computermusic
Conducting
Doctoral Study Programme artistic (Dr.artium)
Doctoral Study Programme scientific (PhD)
Dramatic Art / Performing Art
Education in Composition and Music Theory
Electrical Engineering and Audio Engineering (in cooperation with the TU Graz)
Instrumental Studies
Jazz
Music Education – Voice and Instruments (IGP)
Music Education / Music Education – Instruments
Musicology (in cooperation with the University of Graz)
Sound Design (in cooperation with the FH JOANNEUM Graz)
Stage Design
Voice

## Number of Degree Programmes (31 December 2014)

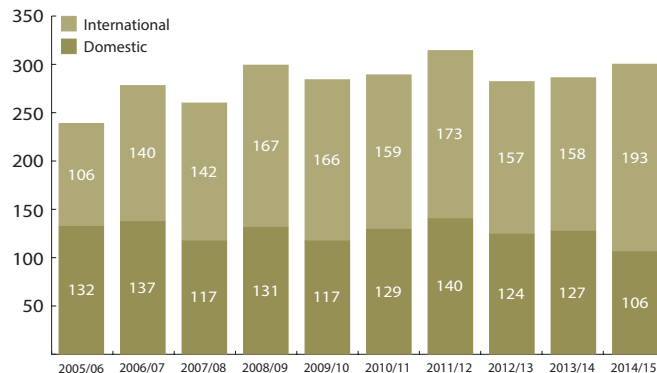
75 Bachelor's Programmes 2 Diploma Programmes 38 Non-degree Programmes  
83 Master's Programmes 2 Doctoral Programmes

## Performance Statistics

	ST 14	WT 14/15
Bachelor's Theses	104	88
Master's Theses	27	5
Diploma Theses	80	36
Doctoral Theses	5	4
Passed Course Examinations	10,297	9,950

## Graduates per Academic Year

Academic Year	Domestic	International	Total
2005/06	132	106	238
2006/07	137	140	277
2007/08	117	142	259
2008/09	131	167	298
2009/10	117	166	283
2010/11	129	159	288
2011/12	140	173	313
2012/13	124	157	281
2013/14	127	158	285
2014/15*	106	193	299
*Diploma Programmes	20	6	26
*Bachelor's Programmes	54	99	153
*Master's Programmes	28	84	112
*Doctoral Programmes	4	4	8

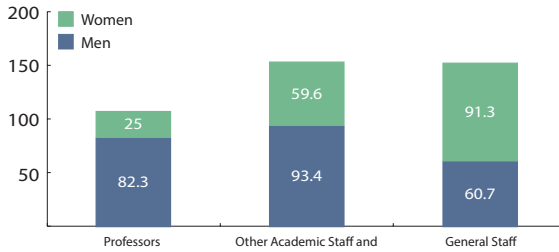


## Staff (31 December 2014)

STAFF - Full-Time Equivalents	Women	Men	Total
Total academic staff	88.9	186.7	275.6
of whom are professors	25.0	82.3	107.3
of whom are assistants and other academic staff*	59.6	93.4	153.0
*of whom are associate professors	2.0	10.8	12.8
*of whom are staff members financed by third parties	0.8	7.4	8.1
Total general staff	91.3	60.7	152.1
Total	180.2	247.4	427.6

STAFF - Persons (excl. unpaid leaves)	Women	Men	Total
Total academic staff	159	297	456
of whom are professors	27	90	117
of whom are assistants and other academic staff*	132	207	339
*of whom are associate professors	2	11	13
*of whom are staff members financed by third parties	1	8	9
Total general staff	107	65	172
Total	266	361	627

## Staff in Full-Time Equivalents



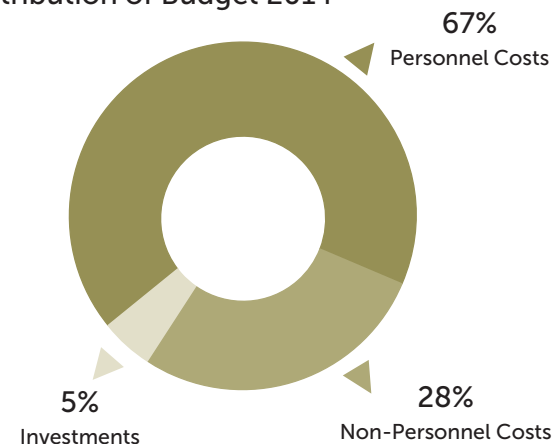
## Budget

FINAL BALANCE 2014		FINAL BALANCE 2013	
Total	€ 38,259,517.13	Total	€ 36,383,349.32
Equity	€ 17,582,357.69	Equity	€ 17,229,644.72
Assets of the university	€ 1,500,000.00	Assets of the university	€ 1,500,000.00
Reserves	€ 15,289,000.00	Reserves	€ 14,952,000.00
Retained earnings	€ 793,357.69	Retained earnings	€ 777,644.72

ALLOCATION OF ANNUAL BUDGET		ALLOCATION OF ANNUAL BUDGET	
Allocation global budget 2014	€ 46,404,355.00	Allocation global budget 2013	€ 45,904,843.56

TUITION FEES		TUITION FEES	
Calendar Year 2014	€ 1,369,325.83	Calendar Year 2013	€ 1,470,101.11

## Distribution of Budget 2014



## Development and Exploration of the Arts & Research

### CATEGORIES OF ACTIVITIES IN ARTS AND RESEARCH 2014

Artistic/artistic-scientific activities	1,010
Artistic and scientific publications	353
Scientific lectures and presentations	285
Prizes & awards	11
Students' successes (prizes, engagements, etc.)	157

## Events per Year

