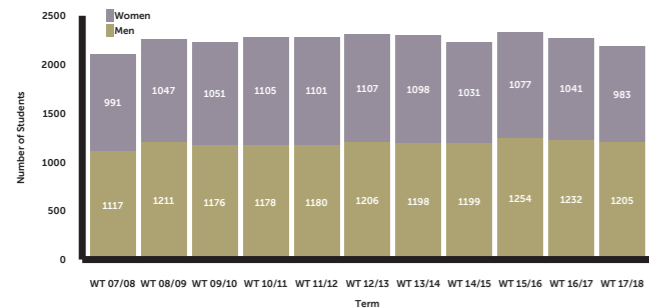


Students WT 2017/2018

CATEGORY OF STUDENTS	Women	Men	Total
Degree students	679	833	1.512
Non-degree students	187	129	316
Students concurrently enrolled in interuniversity degree programs	117	243	360
Total	983	1.205	2.188
Other students concurrently enrolled	1.827	1.096	2.923

CATEGORY OF STUDENTS	Domestic	Intern.	Total
Degree students	608	904	1.512
Non-degree students	206	110	316
Students concurrently enrolled in interuniversity degree programs	282	78	360
Total	1.096	1.092	2.188
Other students concurrently enrolled	2.741	182	2.923

Number of Students since 2008



IMPRINT

© 2018 Graz

EDITOR
Rectorate of the University of Music and Performing Arts Graz

EDITORIAL DEPARTMENT
Staff Department Quality Management
+43 (0) 316/389-1200
qmb@kug.ac.at

LAYOUT & STATISTICS
Alexander Loder, MSc

EDITING
Laura Berger

FURTHER INFORMATION
www.kug.ac.at/en/about-the-university/reports-figures-facts

University of Music and Performing Arts Graz
Leonhardstraße 15, 8010 Graz, Austria
+43 (0) 316/389-0
info@kug.ac.at

www.kug.ac.at

FACTS & FIGURES 2017 / 2018

Students & Graduates | Fields of Study | Staff | Budget |
Development and Exploration of the Arts & Research | Events

Fields of Study (institutions in squared brackets refer to cooperation-partnerships)

Catholic and Protestant Church Music
Communication Media, Sound and Interaction Design - Sound Design [with FH JOANNEUM Graz]
Composition and Music Theory
Computermusic
Conducting
Doctoral Study Program artistic (Dr.artium)
Doctoral Study Program scientific (PhD)
Dramatic Art / Performing Art
Electrical Engineering and Audio Engineering [with Technichal University Graz]
Instrumental Studies
Jazz
Music Education – Voice and Instruments (IGP)
Musicology [with Karl-Franzens-University of Graz]
Stage Design
Teacher Training Program (Music Education / Music Education – Instruments)
Voice

Number of Degree Programs (31st of December 2017)

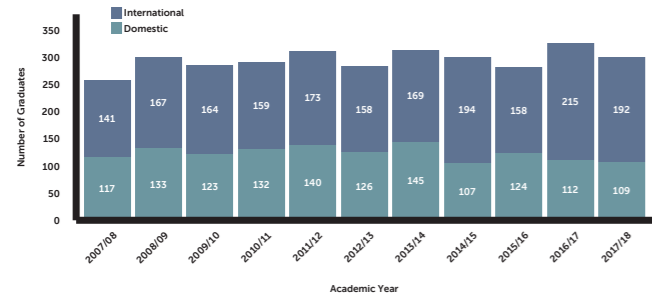
77 Bachelor's	2 Diploma	12 Non-degree programs
86 Master's	2 Doctoral	

Performance Statistics

	ST 17	WT 17 / 18
Bachelor's Theses	126	74
Master's Theses	76	33
Diploma Theses	22	3
Docoral Theses	11	14
Passed Course Examinations	11.415	10.407

Graduates per Academic Year

ACADEMIC YEAR	Domestic	International	Total
2008/09	131	167	298
2009/10	117	166	283
2010/11	129	159	288
2011/12	140	173	313
2012/13	124	157	281
2013/14	127	158	285
2014/15	106	193	299
2015/16	125	158	283
2016/17	114	213	327
2017/18*	110	196	306
*Diploma Programs	14	8	22
*Bachelor's Programs	55	83	138
*Master's Programs	32	97	129
*Doctoral Programs	9	8	17

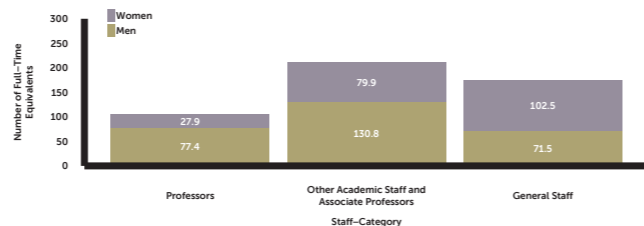


Staff (31st of December 2017)

STAFF - Full-Time Equivalents	Women	Men	Total
Total academic staff	103	199	302
of whom are professors	28	77	105
of whom are assistants and other academic staff*	75	108	183
*of whom are associate professors	2	14	16
*of whom are staff members financed by third parties	3	9	12
Total general staff	102	71	174
Total	206	270	476

STAFF - Persons (excl. unpaid leaves)	Women	Men	Total
Total academic staff	192	337	529
of whom are professors	30	86	116
of whom are assistants and other academic staff*	162	237	399
*of whom are associate professors	2	14	16
*of whom are staff members financed by third parties	5	13	18
Total general staff	126	79	205
Total	318	415	733

Staff in Full-Time Equivalents



Budget

FINAL BALANCE	2016	2017
Total	€ 42.204.818	€ 41.975.024
Equity	€ 21.505.842	€ 23.021.416
Assets of the university	€ 1.500.000	€ 1.500.000
Reserves	€ 18.782.000	€ 19.871.000
Retained earnings	€ 1.223.842	€ 1.650.416

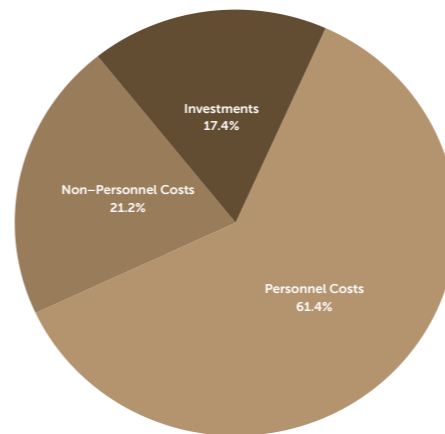
ALLOCATION OF ANNUAL BUDGET

Allocation global budget	€ 48.814.555	€ 49.092.093
--------------------------	--------------	--------------

TUITION FEES

Calendar Year	€ 1.372.302	€ 1.318.500
---------------	-------------	-------------

Distribution of Budget 2017



Development and Exploration of the Arts & Research

CATEGORIES OF ACTIVITIES IN ARTS AND RESEARCH	2017
Artistic / artistic-scientific activities	2.528
Artistic and scientific publications	247
Scientific lectures and presentations	275
Prizes and Awards	4
Students' successes (prizes, scholarships, etc.)	235

Events per Year

