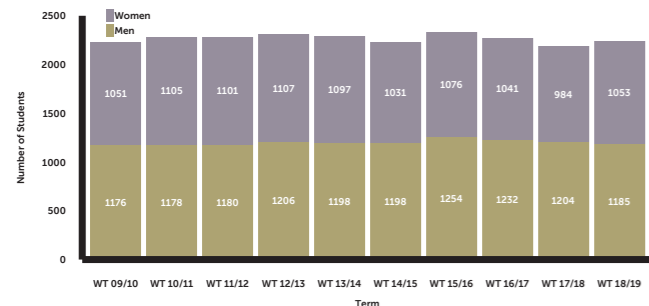


Students Winter Term 2018/19

CATEGORY OF STUDENTS	Women	Men	Total
Degree students	727	818	1.545
Non-degree students	177	139	316
Students concurrently enrolled in interuniversity degree programs	149	228	377
Total	1.053	1.185	2.238
Other students concurrently enrolled	2.302	1.318	3.620

CATEGORY OF STUDENTS	Domestic	Intern.	Total
Degree students	617	928	1.545
Non-degree students	220	96	316
Students concurrently enrolled in interuniversity degree programs	294	83	377
Total	1.131	1.107	2.238
Other students concurrently enrolled	3.397	223	3.620

Number of Students per Year



IMPRINT

© 2019 Graz

EDITOR

Rectorate of the University of Music and Performing Arts Graz

EDITORIAL DEPARTMENT

Staff Department Quality Management
+43 (0) 316/389-1200
qmb@kug.ac.at

LAYOUT, STATISTICS & EDITING
Alexander Loder, MSc

FURTHER INFORMATION

relaunch.kug.ac.at/en/university/general/reports-figures-facts

University of Music and Performing Arts Graz
Leonhardstraße 15, 8010 Graz, Austria
+43 (0) 316/389-0
info@kug.ac.at

www.kug.ac.at

FACTS & FIGURES 2018 / 2019

Students & Graduates | Fields of Study | Staff | Budget |
Development and Exploration of the Arts & Research | Events

Fields of Study (institutions in squared brackets refer to cooperation-partnerships)

Catholic and Protestant Church Music
Communication Media, Sound and Interaction Design - Sound Design [with FH JOANNEUM Graz]
Composition and Music Theory
Computermusic
Conducting
Doctoral Study Program artistic-scholarly (Dr.artium)
Doctoral Study Program scientific (PhD)
Dramatic Art / Performing Art
Electrical Engineering and Audio Engineering [with Technichal University Graz]
Instrumental Studies
Jazz
Music Education – Voice and Instruments (IGP)
Musicology [with Karl-Franzens-University of Graz]
Stage Design
Teacher Training Program
Voice

Number of Degree Programs (31st of December 2018)

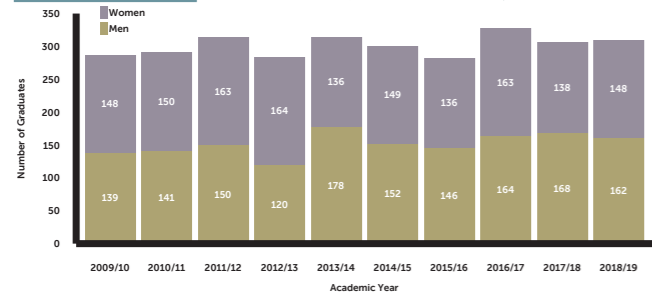
79 Bachelor's	2 Diploma	17 Non-degree programs
86 Master's	2 Doctoral	

Performance Statistics

	ST 18	WT 18 / 19
Bachelor's Theses	112	89
Master's Theses	83	37
Diploma Theses	18	1
Doctoral Theses	2	4
Passed Course Examinations	12.555	10.620

Graduates per Academic Year

ACADEMIC YEAR	Domestic	International	Total
2009/10	123	164	287
2010/11	132	159	291
2011/12	141	172	313
2012/13	126	158	284
2013/14	146	168	314
2014/15	108	193	301
2015/16	124	158	282
2016/17	116	211	327
2017/18	110	196	306
2018/19 »	115	194	309
» Diploma Programs	13	6	19
» Bachelor's Programs	66	96	162
» Master's Programs	33	90	123
» Doctoral Programs	3	2	5

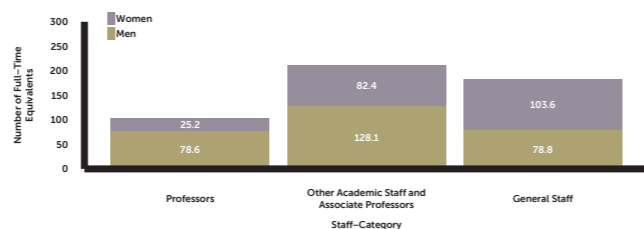


Staff (31st of December 2018)

STAFF - Full-Time Equivalent	Women	Men	Total
Total academic staff	103	200	303
» of whom are professors	25	79	104
» of whom are assistants and other academic staff	77	108	185
» of whom are associate professors	3	13	16
» of whom is staff financed by third parties	2	7	9
Total general staff	104	79	182
Total	207	278	485

STAFF - Persons (excl. unpaid leaves)	Women	Men	Total
Total academic staff	194	340	534
» of whom are professors	27	88	115
» of whom are assistants and other academic staff	166	240	406
» of whom are associate professors	3	13	16
» of whom is staff financed by third parties	4	11	15
Total general staff	127	87	214
Total	321	427	748

Staff in Full-Time Equivalents



Budget

FINAL BALANCE	2017	2018
Total	€ 41.975.024	€ 39.588.095
Equity	€ 23.021.416	€ 18.853.318
Assets of the university	€ 1.500.000	€ 1.500.000
Reserves	€ 19.871.000	€ 17.335.000
Retained earnings	€ 1.650.416	€ 18.318

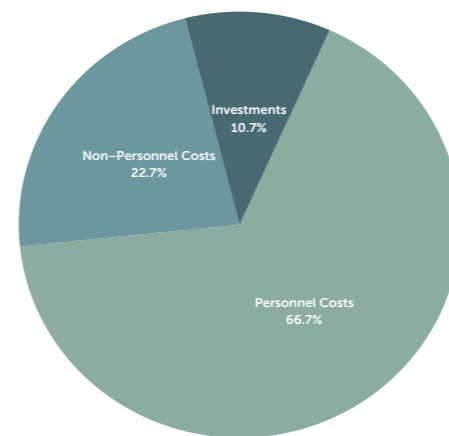
ALLOCATION OF ANNUAL BUDGET

Allocation global budget	€ 49.092.093	€ 49.157.898
--------------------------	--------------	--------------

TUITION FEES

Calendar Year	€ 1.318.500	€ 1.337.132
---------------	-------------	-------------

Distribution of Budget 2018



Development and Exploration of the Arts & Research (latest data per 31.12.2018)

CATEGORIES OF ACTIVITIES IN ARTS AND RESEARCH	2018
Artistic / artistic-scientific activities	2.208
Artistic and scientific publications	192
Scientific lectures and presentations	289
Prizes and Awards	12
Students' successes (prizes, scholarships, etc.)	134

Events per Year

